




PUPIL PROGRAM

READING WITH SUE TAYLOR & YANNA FITSAKIS

'The journey of a lifetime starts with the turning of a page.'



STORY TIME *with Sue Taylor*



BENEFITS OF READING (ALOUD)

- Is a fun bonding experience
- Develops a child's language skills
- Boosts learning potential, thinking skills and imagination
- Positively influences achievement and health outcomes
- Teaches children about relationships, situations and new experiences
- Helps children to develop empathy





THE ROLE OF THE PARENT

How you can help at home

- Read aloud to your child. (Read to your child in your first language).
- Let your child see you reading (and writing).
- Show confidence that your child will learn to read.
- Make a special time for reading each day.
- Give books as gifts. Visit and use the local library.

Hints for listening to your child read

- Before reading, talk about the cover, the title and the pictures and discuss what the book may be about.
- During reading, discuss what has been read and predict what might happen next.
- After you've finished reading, talk and ask questions about the story and the pictures.
- Remember: the goal of reading is to make meaning.



ADVICE FROM TEACHERS

- Read to your child often.
- Let them look at the pictures to help figure out the story.
- Encourage them to sound out the words.
- Don't jump in and tell them – let them try to figure it out.
- Practise sight words such as: the, where, who, why, there, one.
- Pause, prompt, praise.
- Praise for trying gives kids confidence to have a go.
- Practise – learning to read requires repetition.
- Try to find books about subjects your child is interested in.
- Be patient – reading takes time to master.
- Reading should be enjoyable time together – try not to get anxious about it.

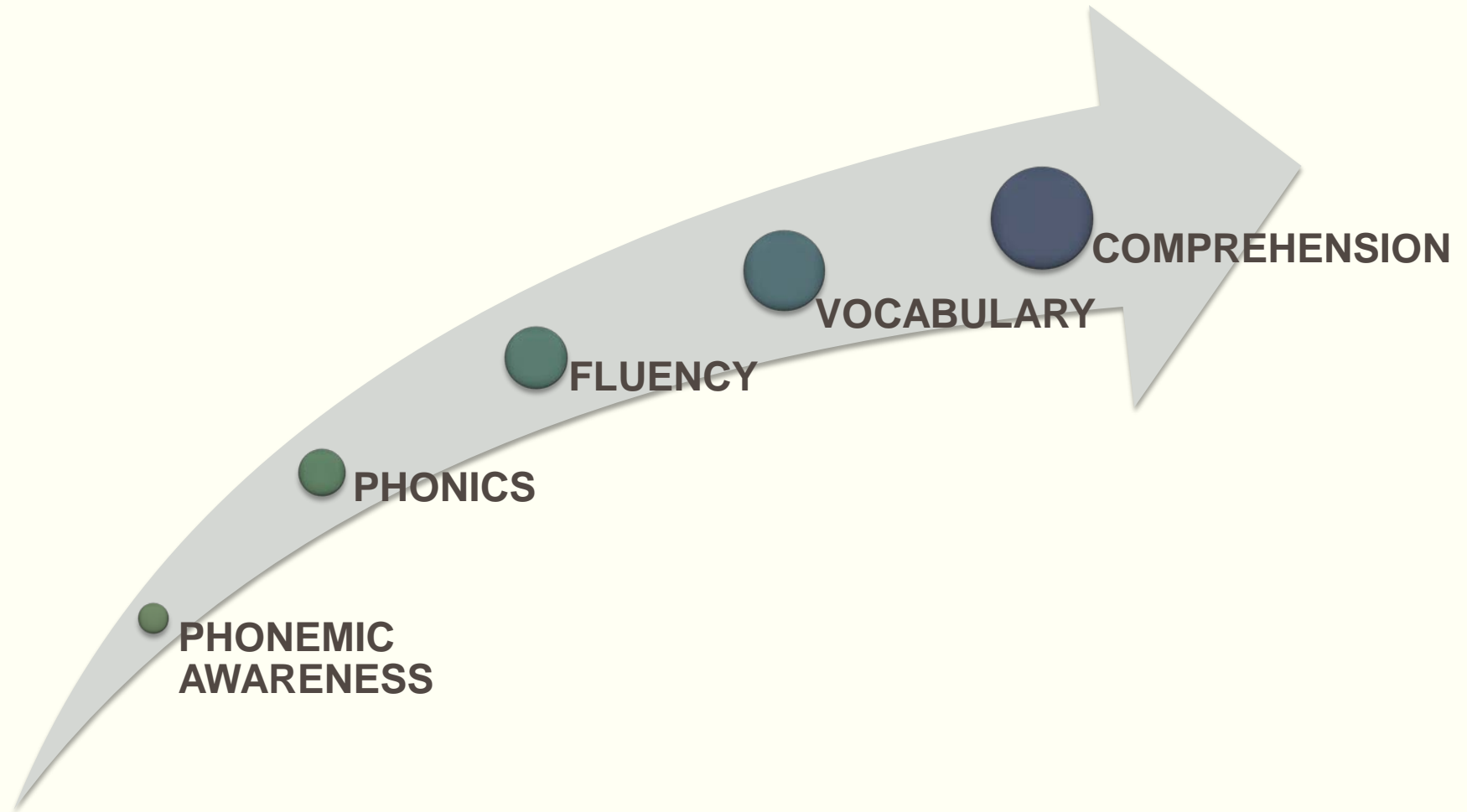
ADVICE FROM TEACHERS



[Learning to Read](#)



THE RESEARCH



HOME READING - making meaning from print

LEVELS

Assessment of Reading
Behaviours

Independent

home


Instructional

teacher

Difficult

goal setting






PAUSE

Wait 5 seconds

Give a prompt

Allow take up time then give the word




PROMPT

Prompting is a very important support technique. Use prompts to promote success and to keep reading going.

1st offer: general phonic prompt

2nd offer: specific phonic prompt

Sounding Out: Level 2 text: 45% - Level 20: 15%, skip it, look at the picture



PRAISE

The easiest part of the process!

Make it crystal clear what you are praising for.

Praise your child's reading efforts and successes whenever you think it is appropriate during the reading process.



QUIZ TIME

BROWSER: kahoot.it

Enter code and enter your name

Let the games begin!

'Thank you for joining us!'

